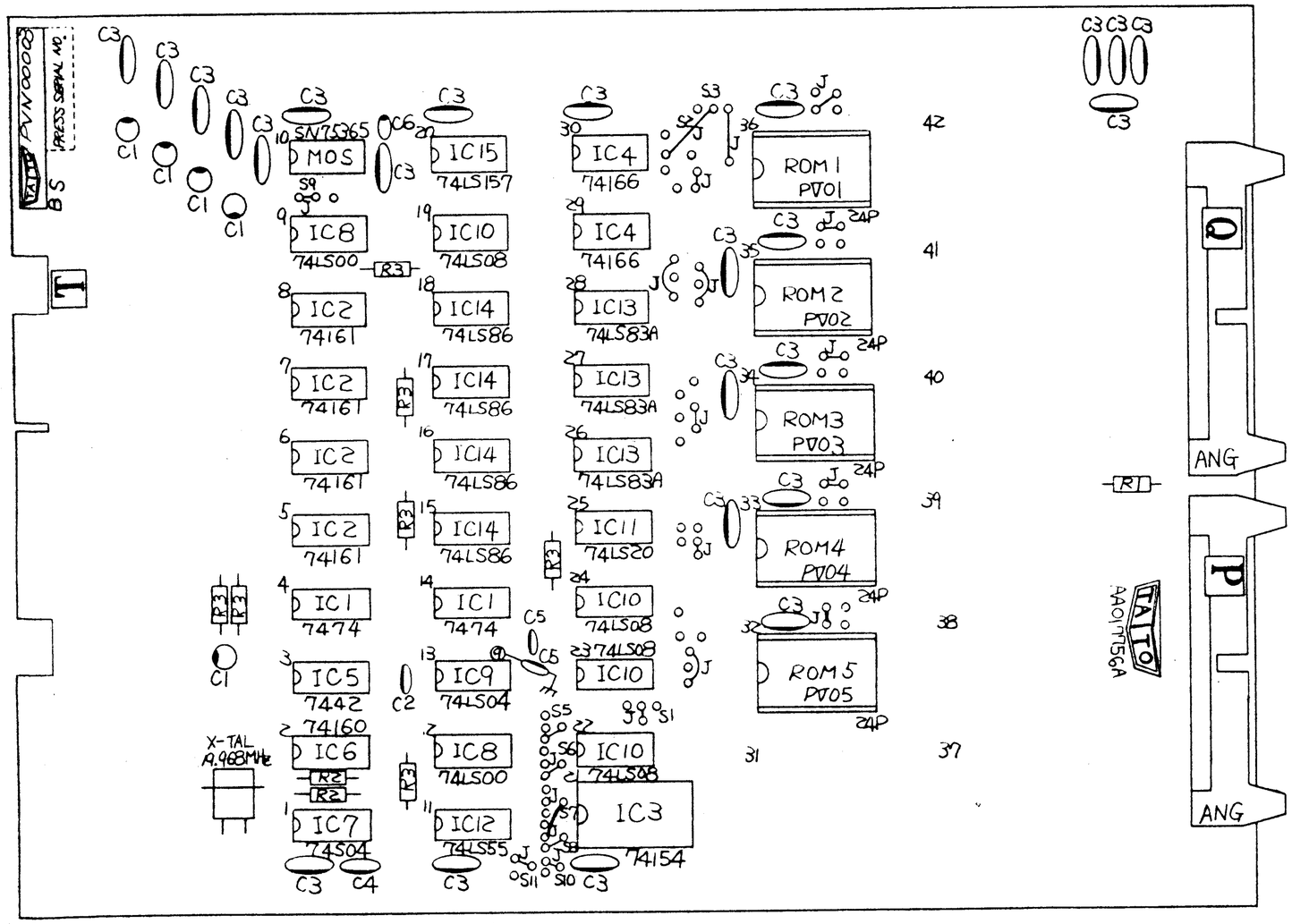



NOTE-1. CAP. FILM & CERAMIC

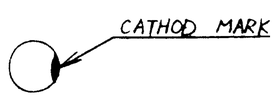

NOTE-2. CAP. ELECTROLYTIC



NOTE-3. CAP. TANTALUM

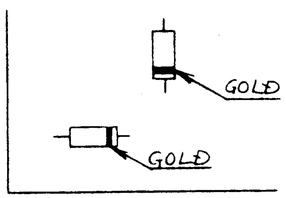

NOTE-4.. HOW TO MOUNT RESISTOR

ITEM NO	SYM	PART OR IDENTIFYING NO	NOMENCLATURE OR DESCRIPTION	QTY REQD
47				
46				
45				
44				
43				
42				
41				
40	J		TINNED COPPER WIRE 1φ	200mm
39				
38	R3	AAT 51765	RES. CARBON, 1K OHM ¼W±5%	7
37	R2	" 51753	" , 330 " "	2
36	R1	" 51733	RES., CARBON, 47 OHM ¼W±5%	1
35	C6	" 41425	CAP., TANTALUM, SSG25-1F	1
34	C5	" 41330	CAP., CERAMIC, 330PF	2
33	C4	" 41324	CAP., CERAMIC, 180PF	1
32	C3	" 41244	CAP., FILM, TDY-1H-104	24
31	C2	" 41232	CAP., FILM, TDY-1H-102	1
30	C1	AAT 41032	CAP., ELECTROLYTIC, 25VB-10	5
29	ROM5	PVO 90005	P-ROM, PV05	1
28	ROM4	" 90004	" , PV04	1
27	ROM3	" 90003	" , PV03	1
26	ROM2	" 90002	" , PV02	1
25	ROM1	PVO 90001	P-ROM, PV01	1
24	MOS	AAT 35002	MOS DRIVER, SN75365	1
23	IC15	" 33112	L S I.C, 74LS157	1
22	IC14	" 33062	" , 74LS86	4
21	IC13	" 33059	" , 74LS83A	3
20	IC12	" 33043	" , 74LS55	1
19	IC11	" 33019	" , 74LS20	1
18	IC10	" 33009	" , 74LS08	4
17	IC9	" 33005	" , 74LS04	1
16	IC8	" 33001	L S I.C, 74LS00	2
15	IC7	" 32096	TTL I.C, 74S04	1
14	IC6	" 32086	" , 74160	1
13	IC5	" 32039	" , 7442	1
12	IC4	" 32028	" , 74166	2
11	IC3	" 32027	" , 74154	1
10	IC2	" 32018	" , 74161	4
9	IC1	AAT 32011	TTL I.C, 7474	2
8	X-TAL	AAO 69539	X-TAL, 19.968 MHz	1
7	24P	" 55787	I C SOCKET, 24P	5
6	ANG	" 55154	ANGLE PIN HEADER, 15-50PA	2
5	T	" 17665	CONNECTOR STICKER, T	1
4	Q	" 17656	" , Q	1
3	P	AAO 17653	CONNECTOR STICKER, P	1
2	B.S	PVO 700011	P.C BOARD STICKER(B)	1
1		AAO 17756A	C.P.U.-P.C BOARD (A)	1

PARTS LIST

THIRD ANGLE PROJECTION
UNLESS OTHERWISE SPECIFIED DIMENSIONS ARE IN MILLIMETRES
TOLERANCES
GENERAL ±
HOLE DIA ± -
ANGLES ±
MATERIAL
FINISH
DO NOT SCALE DRAWING

DRAWN 5.23.79
DESIGN J. Sugahara
CHECK 6.12.78
APPROVED
APPROVED

TAITO CORPORATION
T.T. SPACE INVADERS
NAME PART II COLOR
P.V.-C.P.U.-P.C BOARD Assy
(2716)
SIZE A2
CODE IDENT NO.
DWG. NO. PVN00003
SCALE
RELEASE DATE
SHEET